

Two Surgical Approaches

Two Product Choices

Multiple Vector Options

**ENDOTINE** *midface*



Coapt



the Coapt

ENDOTINE

*midface*™

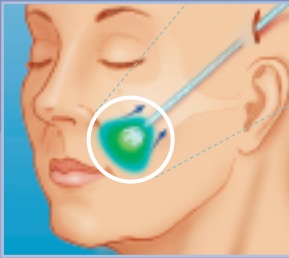
#### MULTIPOINT FIXATION DELIVERS RESULTS IN MIDFACE SUSPENSION

There's a new concept in midface surgery. One that for the first time delivers enhanced control over conventional approaches to soft tissue fixation.

Now, with both of the ENDOTINE Midface™ devices, you can eliminate cumbersome fixation suture with a unique and effective solution that utilizes multiple points of contact to suspend delicate midface tissue. These patented devices incorporate five tiny tines to distribute tension over a wide area, maximizing fixation strength and holding power. What's more, the ENDOTINE Midface implants facilitate rapid deployment via temporal, oral or lower bleph incisions in minutes, saving valuable OR time, while simplifying the surgical procedure. All of which can expand your treatment options and your practice.

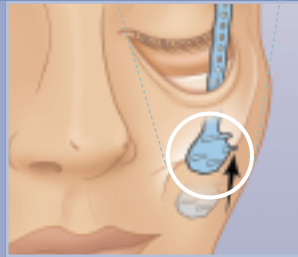
- **FAST** The ENDOTINE Midface implants provide secure soft tissue fixation in five minutes or less in the hands of an experienced surgeon.
- **ADJUSTABLE** ENDOTINE Midface devices allow simple adjustment of tension and position for greater aesthetic control of cheek elevation and projection.
- **SECURE** By distributing elevation forces over five tines, the Coapt proprietary multipoint technology offers unmatched security of tissue fixation.

Choose Your Vector.



### Midface ST <sup>SUSPENSION</sup>

- Temporal or oral retrograde placement options
- Secure soft tissue fixation without suture
- Easy adjustability for optimal correction
- Reduced operative time

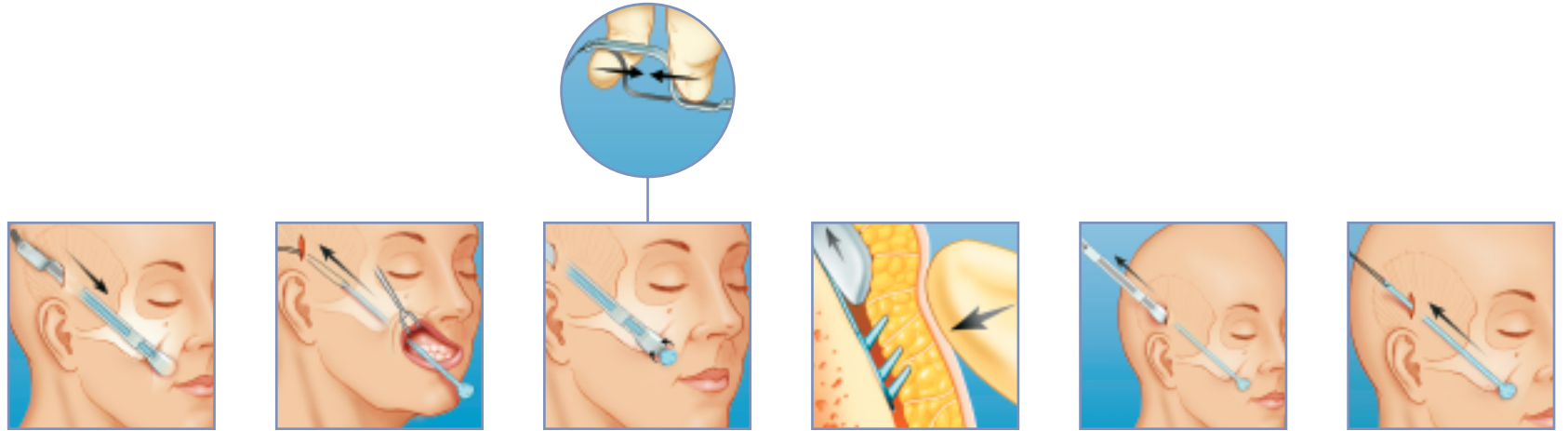


### Midface B <sup>SUSPENSION</sup>

- Utilizes a lower blepharoplasty incision
- Vertical vector lift
- Securely anchors to infraorbital rim with a bioabsorbable screw
- No endoscope required

Volume enhancement and projection with the Coapt ENDOTINE Midface implants is as simple as the devices are elegant. Easily deployed, their integrated leashes make adjustments simple, for optimal control and correction. The bioabsorbable material is present during the critical healing period, and then reabsorbed.

The Coapt ENDOTINE Midface devices. Raising midface surgery to an entirely new level.



**1**  
INITIAL INCISIONS

The midface subperiosteal dissection is performed using the surgeon's typical temporal approach, which may include additional incisions (buccal or periorbital). Dissection should continue to the inferior maxilla, to assure that the fixation platform is positioned over the maxillary antrum after elevation.

**2**  
PLACEMENT

Insert the Midface device through the temporal incision to the desired position.

PLACEMENT OPTIONS

Alternatively, the implant may be removed from the insertion tools and inserted in a retrograde fashion through an oral incision.

**3**  
DEPLOYMENT

With the fixation platform at the inferior recess of the dissection, retract the plastic cover by squeezing the release mechanism.

**4**  
FIXATION

Once the platform is in position and deployed, apply digital pressure over the cheek to engage the tines in soft tissue.

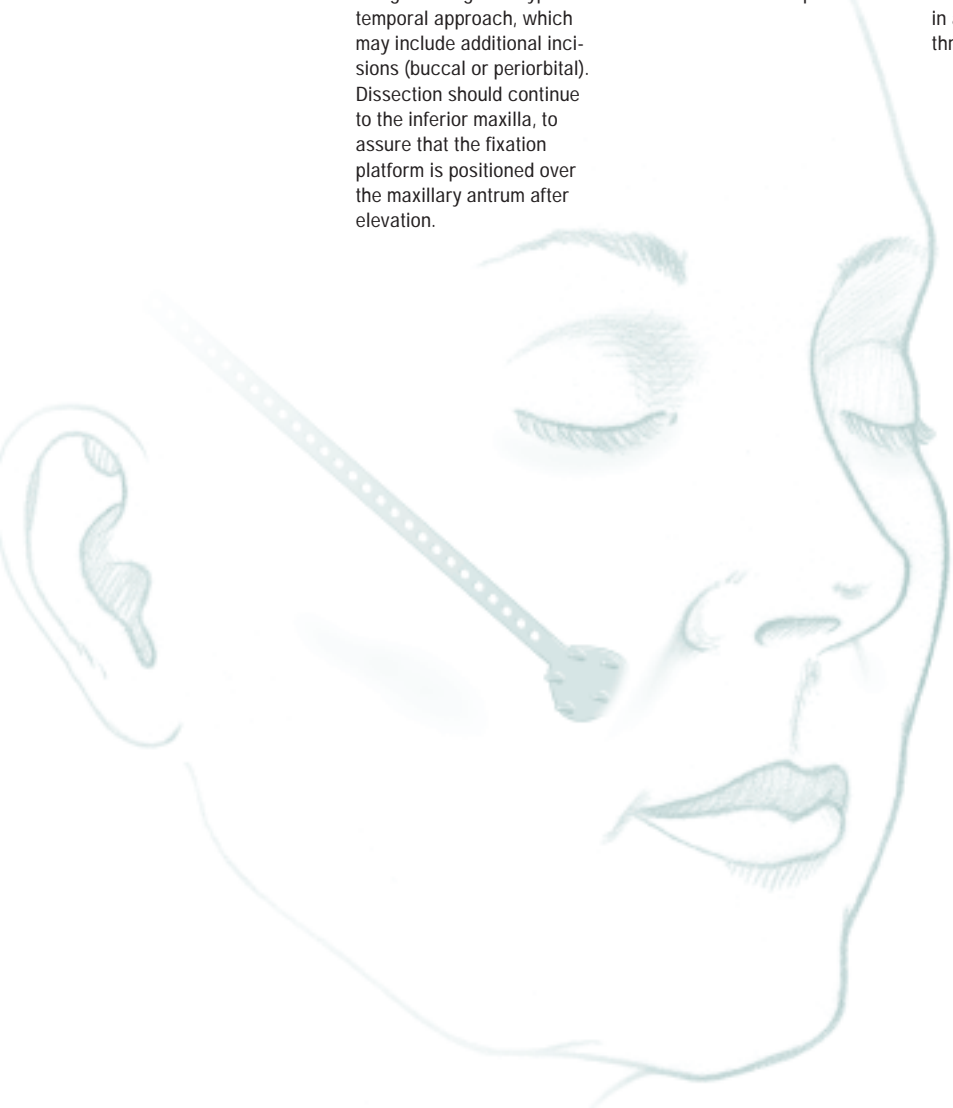
**5**  
INSERTION TOOL REMOVAL

Remove the insertion tools while maintaining digital pressure on the fixation platform.

**6**  
ELEVATION

Elevate the midfacial tissues to the desired position by applying tension to the anchoring leash exiting the temporal incision.

Anchor the leash to the temporal fascia with suture and trim leash to lay flat in the incision.

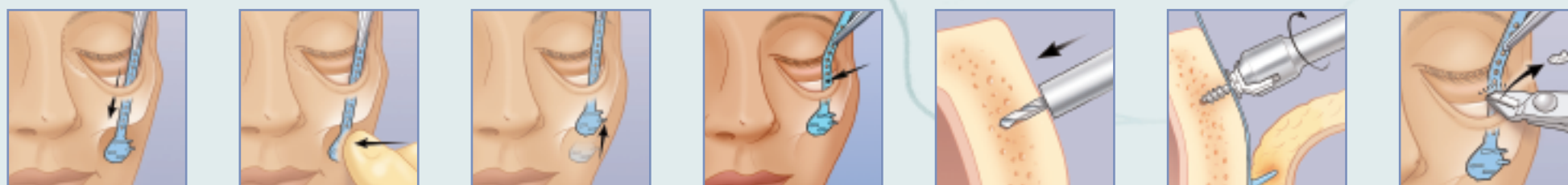


**MULTIPOINT TECHNOLOGY: THE SUTURELESS SOLUTION TO THE PROBLEM OF FIXATION**

COAPT SYSTEMS IS REVOLUTIONIZING SOFT TISSUE FIXATION BY PROVIDING A RANGE OF PRODUCTS AND APPLICATIONS BASED ON ITS UNIQUE AND PROPRIETARY MULTIPOINT TECHNOLOGY. THESE IMPLANTABLE, BIOABSORBABLE DEVICES ARE DESIGNED WITH THE GOAL OF ENABLING SUTURELESS FIXATION, REDUCING OPERATING TIME, SIMPLIFYING PROCEDURES, AND OPTIMIZING CLINICAL RESULTS.

\*Please refer to the ENDOTINE Midface™ ST Instructions for Use prior to using the device.

# Midface B Bone Suspension Procedure\*



1

## INITIAL INCISION

The midface infraorbital approach is performed using the surgeon's standard technique. Dissection should extend to the inferior maxillary area.

2

## PLACEMENT

Insert the Midface B device through the infraorbital incision and advance it to the desired position.

3

## FIXATION

Once the platform is in position, apply digital pressure over the cheek to engage the tines in the soft tissue.

4

## ELEVATION

Elevate the midface tissues to the desired position by applying tension to the anchoring leash.

5

## SCREW PLACEMENT

Once optimal midface elevation has been achieved, note an appropriate point on the infraorbital rim or zygomatic bone for screw anchor placement.

6

## CREATE ANCHOR POINT

An anchoring hole for the Midface B is drilled at the desired position using the reusable drill bit. Tap the screw threads into the drilled hole, using the reusable tap.

7

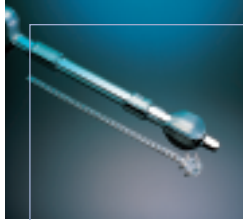
## SCREW INSTALLATION

Gently and slowly advance the screw anchor with installation tool in a clockwise fashion.


8

## TRIM

Using clipper tool, trim off winged portion of the anchor screw and excess leash.



Each ENDOTINE Midface ST comes pre-loaded, ready for immediate placement.



ENDOTINE Midface B Instrument Kit comes with drill bit, tap tool, anchor inserter and clipper. (Devices are sold separately)

## Ordering Information

CAT #	PRODUCT NAME	PRODUCT DESCRIPTION	QUANTITY
CFD-080-0177	ENDOTINE TransBleph™ 3.0	Bioabsorbable upper lid and brow fixation device with 3.0mm tine height, including disposable drill bit and insertion tool	1 each
CFD-080-0167	ENDOTINE TransBleph 3.5	Bioabsorbable brow fixation device with 3.5mm tine height, including disposable drill bit and insertion tool	1 each
CFD-060-0197	ENDOTINE Midface™ ST 4.5	Bioabsorbable midface suspension device with 4.5mm tine height, fixes to soft tissue	1 each
CFD-020-0197	ENDOTINE Midface™ B 4.5	Bioabsorbable midface suspension device with 4.5mm tine height, fixes to bone	1 each
CFD-020-4320	ENDOTINE Midface™ B Instrument Kit	Clipper, drill bit, tap tool, anchor inserter and sterilization tray with lid	1 each
CFD-010-0177	ENDOTINE Forehead™ 3.0	Bioabsorbable brow fixation device, with 3.0mm tine height	1 each
CFD-010-0187	ENDOTINE Forehead 3.5	Bioabsorbable brow fixation device with 3.5mm tine height	1 each
CFD-010-0167	ENDOTINE Triple™ 3.0	Bioabsorbable brow fixation device with 3.0mm tine height, including disposable drill bit and insertion tool	1 each
CFD-010-4320	ENDOTINE Forehead Instrument Kit	ENDOTINE Forehead insertion tool, drill bits, sterilization tray with lid	1 each
CFD-899-4000	Coapt Manual Surgical Drill	Manual surgical hand drill for use with ENDOTINE implants	1 each

PATENT PENDING. THIS PRODUCT IS COVERED BY ONE OR BOTH OF THE FOLLOWING U.S. PATENTS: 6,645,226 AND 6,485,503.



Coapt

### Coapt Systems, Inc.

1820 Embarcadero Road  
Palo Alto, CA 94303  
800.963.7670 Toll Free  
650.213.9377 Fax  
[www.coaptsystems.com](http://www.coaptsystems.com)